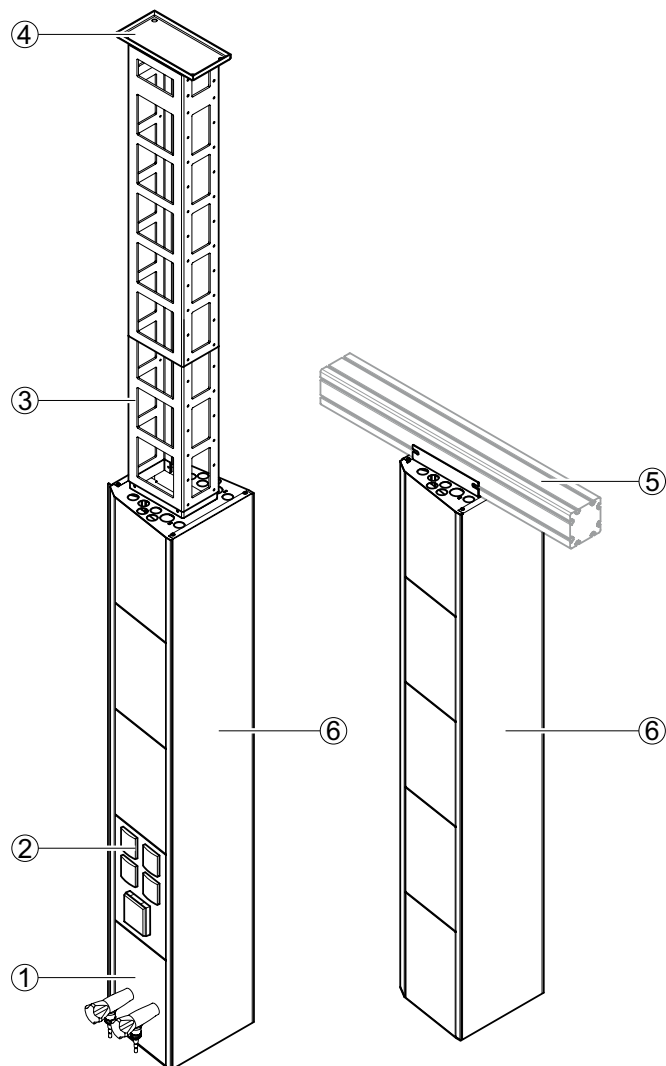


Intended use

- Services supply from the ceiling for:
 - ▶ Laboratory benches below the suspended service column
 - ▶ Laboratory equipment on mobile tables or underbench constructions
 - ▶ Floor-mounted laboratory equipment
- Version with one or two sides
- Design versions for genetical engineering areas
- Additional storage area through the connection of service columns with shelves

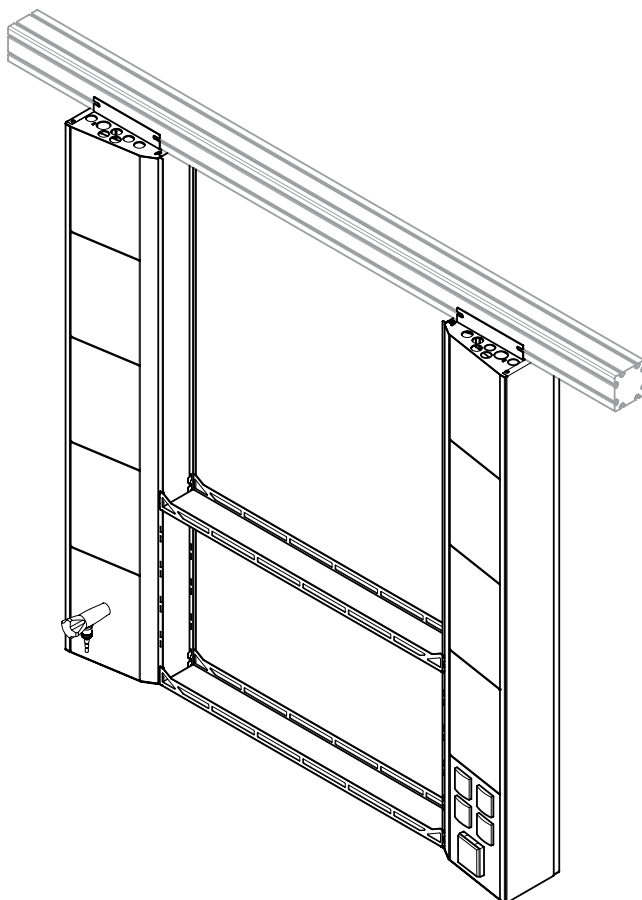
Design



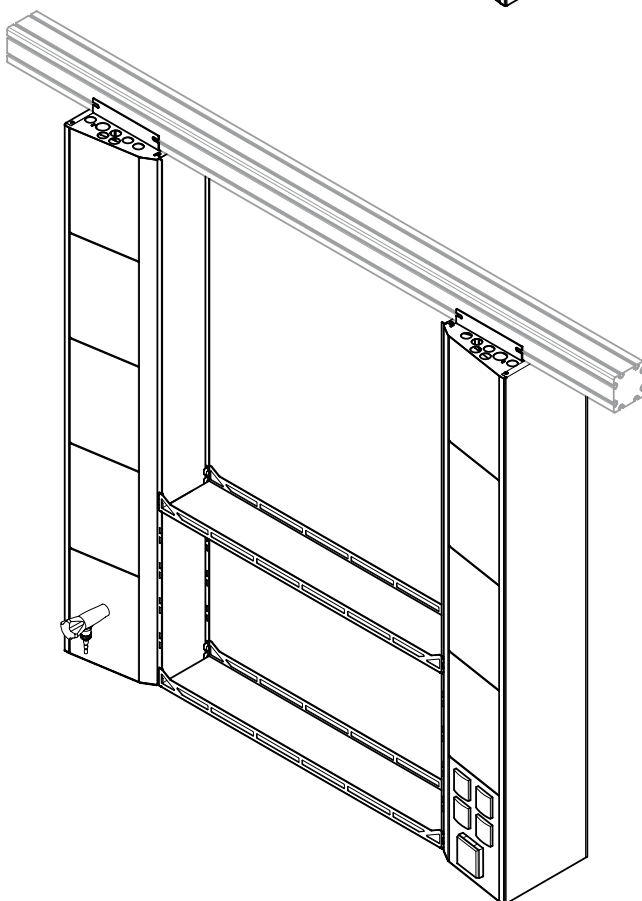
- 1 Service panel with corner valves
- 2 Service panel with sockets
- 3 C-frame
- 4 Ceiling stator
- 5 Profile
- 6 Service column

Service column

Two single-sided service columns
with storage area



Two double-sided service columns
with storage area



Technical data

Dimensions				
Width [mm]	252			
Depth [mm] single-sided	179			
Depth [mm] two sides	270			
Height [mm] without C supporting construction	1500			
Height, supporting construction [mm] (max. up to ceiling height 4400 mm)	Adapted to ceiling height, adjustable with a pitch of 70 mm			
Service panel, width x height [mm]	300 x 200			
Storage area, width [mm]	900	1200	1500	1800
Storage area, depth [mm] single-sided	105			
Storage area, depth [mm] two sides	155			

Load bearing capacity	
Maximum permissible load [kg]	120
Additional max. load bearing capacity [kg] Service column for each service module pair	20
Reagent repository [kg]	20
Scaffold points [kg]	5

Design characteristics	
Construction	C-frame for service column mounted to the ceiling, can be equipped on one or two sides, height-adjustable, with shelves Can be expanded on one and/or two sides Service column flange-mounted directly to the aluminium supporting system
Max. number of service panels (per side)	5
Scaffold points \varnothing [mm]	12 to 13

Electrics	
Electrical supply	Sockets in the service panel
Fuse box	Optional

Sanitary technology	
Sanitary supply	Service panel with take-off valves for vacuum, gases and/or waters Accommodation of supply pipes and cables